



DIKTISAINTEK
BERDAMPAK

Guidance on Re-registration Data Completion

Independent Selection for International Students

UPN "Veteran" Yogyakarta



Jl. Padjajaran, Sleman, Yogyakarta, Indonesia. 55283



www.upnyk.ac.id



(0274) 486733



info@upnyk.ac.id

A. Instructions for Completing the Re-registration Data

1. Please read this guide and the provided information carefully.
2. Access the registration page at:
<http://magisterdandoktor.pmb.upnyk.ac.id>
3. It is recommended to complete the data entry using a laptop or desktop computer.
4. Ensure that all information entered is accurate and truthful.

Click the **Re-Registration** menu.



The registration login page will appear.

Please enter the Test Number that has been assigned to you.

Postgraduate

Registration Number

Date of Birth

LOGIN

After logging in, the page below will appear. Click **Yes, Agree**, then **Save**.

Magister and Doctoral

Home

Log Out

Magister and Doctoral Admission Program - UPN "Veteran" Yogyakarta

Postgraduate Admission

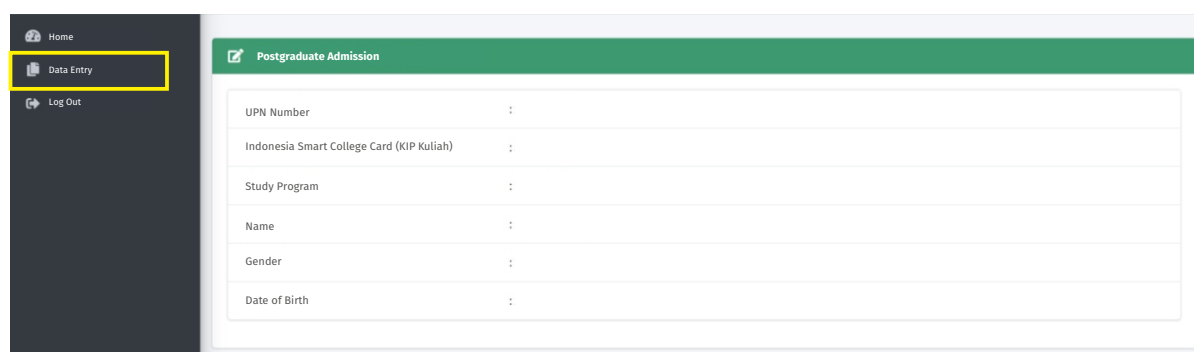
TERMS AND CONDITIONS

1. The data that will be entered is true and will be my full responsibility. If it is later proven that the data provided is incorrect, UPN "Veteran" Yogyakarta reserves the right to revoke my admission.
2. For a smooth data entry process, it is recommended to use a PC/Laptop.
3. Please continue by clicking Agree.

☐ Yes, I Agree.

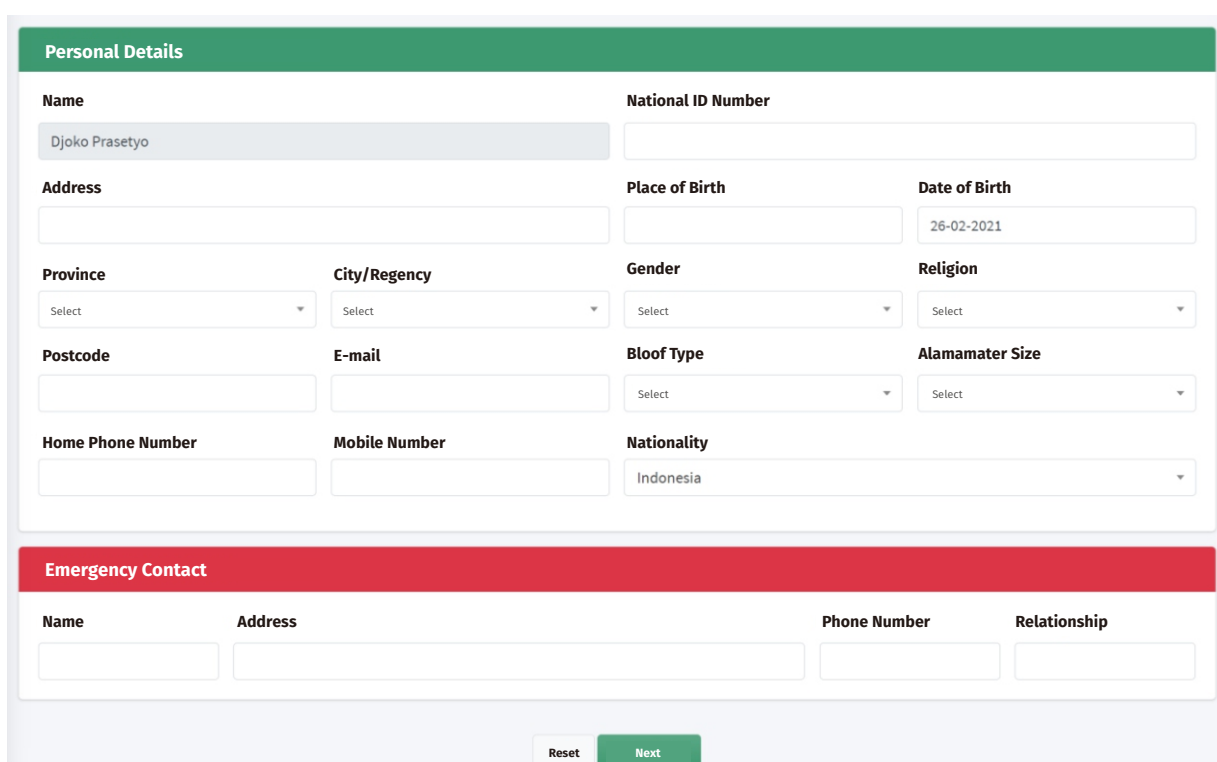
Save

Next, click the **Data Entry** menu on the left.



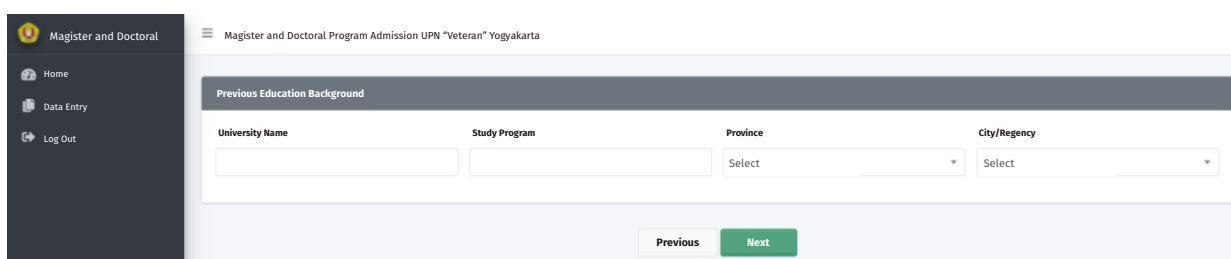
The screenshot shows a web application interface. On the left is a dark sidebar with three menu items: 'Home' (with a house icon), 'Data Entry' (with a document icon and highlighted by a yellow rectangle), and 'Log Out' (with a power icon). The main content area has a green header bar labeled 'Postgraduate Admission'. Below this header is a form with six input fields, each with a label and a vertical double-line icon to its right: 'UPN Number', 'Indonesia Smart College Card (KIP Kuliah)', 'Study Program', 'Name', 'Gender', and 'Date of Birth'.

STEP 1: Enter the required information accurately, then click Next.



The screenshot displays two stacked forms. The top form, titled 'Personal Details' in a green header, contains various input fields: 'Name' (with 'Djoko Prasetyo' entered), 'National ID Number', 'Address', 'Place of Birth', 'Date of Birth' (with '26-02-2021' entered), 'Province' (dropdown), 'City/Regency' (dropdown), 'Gender' (dropdown), 'Religion' (dropdown), 'Postcode', 'E-mail', 'Blood Type' (dropdown), 'Alamamater Size' (dropdown), 'Home Phone Number', 'Mobile Number', and 'Nationality' (with 'Indonesia' selected). The bottom form, titled 'Emergency Contact' in a red header, has fields for 'Name', 'Address', 'Phone Number', and 'Relationship'. At the bottom of the forms are two buttons: 'Reset' and 'Next'.

STEP 2: Enter the required information accurately, then click Next.



The screenshot shows a web application interface. The sidebar on the left is dark and contains three menu items: 'Magister and Doctoral' (with a graduation cap icon), 'Home' (with a house icon), and 'Data Entry' (with a document icon). The main content area has a grey header bar labeled 'Magister and Doctoral Program Admission UPN "Veteran" Yogyakarta'. Below this header is a form titled 'Previous Education Background' with four input fields: 'University Name', 'Study Program', 'Province' (dropdown), and 'City/Regency' (dropdown). At the bottom of the form are two buttons: 'Previous' and 'Next'.

If the upload is successful, the notification **FILE ALREADY EXISTS** will appear.

STEP 4: Enter the required information accurately, then click Next.

Page 3

DATA VERIFICATION: Please review all data before clicking **LOCK DATA**.

Personal Details

UPN Number

:

Study Program

:

Name

:

Address | City | Province

:

Gender | Religion

:

NISN | National ID Number (NIK)

:

Place, Date of Birth

:

Home Phone | Mobile Number

:

Living With | Nationality

:

Education Details

Name

:

Study Program

:

Province | City/Regency

:

Father's Information

Name

:

National ID Number

:

Last Education Level

:

Mother's Information

Name

:

National ID Number

:

Last Education Level

:

Emergency Contact

Name

:

Address

:

Phone | Relationship

:

Previous

Lock Data

If all information is correct and no further changes are needed, click **CONFIRM**.

Are you sure you want to lock the data?

✕

After the data is locked, you will not be able to make any edits.

Cancel

Sure!